



## **Joint PAPR and Spectrum Sensing in CRNS: A VLSI-Based Approach for Secondary User Integration**

**P. Shanmuga Sundaram<sup>\*1</sup>, M. Vasanthi<sup>2</sup>, P. Sangeetha<sup>3</sup>**

<sup>1</sup>Associate Professor, Department of ECE, Knowledge Institute of Technology, Salem, Tamil Nadu, India.

<sup>2</sup>Assistant Professor, Department of ECE, Knowledge Institute of Technology, Salem, Tamil Nadu, India.

<sup>3</sup>PG Scholar, Department of ECE, Knowledge Institute of Technology, Salem, Tamil Nadu, India.

Emails: [psece@kiot.ac.in](mailto:psece@kiot.ac.in); [mvece@kiot.ac.in](mailto:mvece@kiot.ac.in); [2k22vlsi13@kiot.ac.in](mailto:2k22vlsi13@kiot.ac.in)

### **Abstract**

In Cognitive Radio Networks (CRNs), Peak-to-Average-Power-Ratio (PAPR) reduction is crucial for mitigating distortion in signals while optimizing spectral efficiency. This work offers a novel strategy for effectively reducing that PAPR in CRN systems, especially when secondary users are incorporated, by utilizing VLSI (Very-Large-Scale Integration) design approaches. The proposed strategy investigates VLSI methods for PAPR reduction, such as Partial-Transmit-Sequence (PTS) techniques. The system is appropriate for CRN applications because it can accomplish real-time PAPR reduction while preserving low power consumption and compact size by implementing these approaches in VLSI hardware. This could entail particular strategies for controlling PAPR with secondary users, such as joint PAPR and spectrum sensing approaches, dynamic power allocation, or user scheduling algorithms. Utilizing the predetermined values of pilot tones, the suggested decoder investigates every possible combination of weighting variables to determine which combination the transmitter has chosen and employed. There appears to be no data rate loss with the proposed decoder since it doesn't require any more pilot tones. This study next gives a digital execution of the described PTS decoder and illustrates its low power qualities, as well as the design and The encoder required at the transmitter to operate the suggested system is being developed using VLSI. The suggested architecture makes it easier for SUs to integrate with CRNs seamlessly. It allows SUs to effectively take advantage of available spectrum opportunities while complying with CRN restrictions and reducing interference with primary users by tackling PAPR and spectrum sensing concurrently. Furthermore, the study discusses the difficulties of incorporating secondary users into CRNs while retaining PAPR management.

**Keywords:** OFDM; PAPR; PTS; BER; VLSI; PSD.

### **1. Introduction**

In OFDM, a single data stream is sent over several lower rate subcarriers, a special kind of multicarrier transmission. The primary benefits of OFDM consist in its enhanced resilience to frequency selective fading and narrowband interference, furthermore to its effective utilization of available bandwidth. The increase in PAPR and high susceptibility of time and frequency synchronization problems are two of OFDM systems' main disadvantages. When a high PAPR signal is pushed through nonlinear equipment, like a Power Amplifier (PA), it distorts and becomes out-of-band noisy. Using extremely linear Power Amplifiers (PA) with adequate back-off can help solve this issue. Nevertheless, the drawback of this technique is its excessive power consumption.

Consequently, it is important to utilise a PAPR reducing strategy, such as intentional clipping [1], suitable block coding [2], or nonlinear pre-distortion of the broadcast signal [3]. The Partial-Transmit-Sequence strategy and the Selective Mapping method [4] are two viable, distortion-free methods for enhancing the PAPR's statistics.

In situations of practical interest, system-level low-power use of SIMM can be used to accomplish operation and PTS-based PAPR reduction. Through that use of constant weighting variables to phase shift signal sub blocks, the PTS method creates  $S$  different visualizations for the signal that have to be sent. To be the sender is the  $s$ min th sequence ( $1 \leq s_{min} \leq S$ ) with the lower PAPR. The weighting factors that the transmitter uses must be known by the related decoder at the end user [5-8]. The value of  $s$  could be sent as side information (SI). Cimini and Solleenberger [9] provided an integrated SI 1 transmission system that uses a marking algorithm at the point of sending and a decision statistical at the point of reception. The signal transmitted by the marking algorithm includes the SI. Feng et al. [10] have proposed improved embedded SI broadcast algorithms for the PSK and the QAM signs.

According to Muller and Huber [11], weighting variables can be discussed in the receiver by assigning multiple pilots to the transmitter. To achieve reduced complexity, Feng et al. [12] executed the OFDM modulated of encoded SI in this of data separately. Assuming that the total power transferred is limited, Lei et al. investigate the effects of several power allocation techniques between information and SI [13].

Jayalath and Tellambura [14] have presented a maximum likelihood (ML) decoding requiring side information in an SLM then PTS based PAPR minimization techniques. The SLM as well as the PTS decoding methods, which were proposed in do not lose capacity as a result of side information issues, nor do they worsen bit-error rate (BER). These benefits are offset by reduced throughput and increased receiver complexity due to the pilot tones required for estimations of channel.

OFDM is being investigated for today's communication technology that demands high data rates and increased resilience to interference because of its advantage of withstanding harsh channel conditions. Optimising the signal-to-noise ratio and getting rid of Inter Symbol Interface (ISI) are critical for long-distance communications. However, employing the OFDM approach output with a large PAPR liability that impairs the power amplifier's performance.

We present a PTS-based method that makes uses in pilot tones with this paper. No new pilot tones required to be developed because the transmitter's PTS scheme has been suitably updated. All that is needed are the current pilot tones, which are utilised for synchronisation. Thus, the recommended technique implies no loss in datarate. Furthermore, presuming uncoded OFDM symbols and transmission across an AWGN channel, when QPSK signals modify the carrier element of the OFDM representation, there is no decline in bit-error-rate in comparison to OFDM networks without PAPR reduction. In both cases, the recommended strategy significantly reduces PAPR.

The suggested decoding scheme's use is assessed for the 802.11a [15] OFDM system, which is currently in use. The VLSI architecture of the circuits needed for PTS application in transmitter and the PTS decoding in receiver is shown of the paper. When taking into consideration the power consumption of the recommended PTS decoder, the power demand of the circuit using PTS in the sending device, and the reduction in PA power consumption due to PAPR reduction, the total power consumption can be lowered by over 18%. It should be highlighted that PAPR reduction also lowers the power usage of the Analog to Digital (ADC) and the Digital to Analog (DAC) translators utilised by the transmitter as well as the receiver, respectively [16]. Nevertheless, these impacts are not investigated in this research.

The remaining section in the paper is organised by: Section II covers the fundamentals of OFDM transmission, provides an explanation of PAPR, and presents the PTS methodology. The suggested technique for decoding PTS is demonstrated in Section III, and the digital deployment of PTS on the transmitter and its decoder on the receiver for a particular OFDM standard is outlined in Section IV. The efficacy of the recommended strategy and the decrease in overall power consumption are covered in Section V. Section VI and VII covers conclusions and future scope in the end.

## **2. Existing System**

Peak-to-Average Power Ratio (PAPR) reduction in communication systems, particularly in multicarrier modulation like OFDM, employ techniques such as Clipping and Filtering (simple but distorts signals), Selected Mapping (SLM) and Partial Transmit Sequence (PTS) (effective but computationally intensive and require side information), and Tone Reservation (TR) or Tone Injection (TI) (trading spectral efficiency for reduced PAPR). Other methods include Active Constellation Extension (ACE), Companding Techniques (like  $\mu$ -law), Coding Schemes, and Digital Predistortion (DPD) to mitigate amplifier non-linearity. Emerging approaches, like deep learning-based methods and hybrid techniques, offer adaptive solutions, while trade-offs exist between complexity, spectral efficiency, and performance.

### A. Basic Notation

The bits of input data that are binary are initially translated into QPSK or QAM symbols. The resultant symbol sequence is modulated/demodulated using an IFFT/FFT pair. The sequence of N point IFFT result is,

$$x_k = \frac{1}{\sqrt{N}} \sum_{n=0}^{N-1} X_n e^{j \frac{2\pi nk}{N}} \quad (1)$$

Where,  $X_n$  is the sequence of sent symbol and N is the block size.

The signal's PAPR can be expressed as the square root of the ratio between the signal's average power and peak power magnitude. i.e.,

$$PAPR = \frac{(\max |x_k|)^2}{E[|x_k|^2]} \quad (2)$$

Where, E is the operator for expected value.

The PTS technique divides the input data-vector,  $X = [X_0, X_1, \dots, X_{N-1}]$  into V equal-sized a pair-wise chaotic subblocks, each of which has a distinct collection of subcarriers. PTS creates vectors  $Y_v, v = 1, \dots, V$ , such as  $X = \sum_{v=1}^V Y_v$ , which encode V partial-transmit-sequences of length N. Every exploited subcarrier that uses the basic OFDM sign has a separate PTS. Each PTS sets the element positions corresponding to the subcarriers  $X_i$  that reside in another PTS to nought.

Forming a weighted set in the V subblocks is the objective of the PTS technique  $Y_v$  as follows,

$$Y'_s = \sum_{v=1}^V b_\omega Y_v \quad (3)$$

where,  $b_\omega$ , incidentally,  $\omega = 1, 2, \dots, W$  are weighting factors which have been suitably chosen to lower the PAPR of  $y'_s: = \text{IFFT}\{Y'_s\}, s = 1, 2, \dots, Vw$ .

The following describes the way the IFFT's linearity is used to determine  $y'_s$ :

$$y'_s = \text{IFFT} \left\{ \sum_{v=1}^V b_\omega Y_v \right\} = \sum_{v=1}^V b_\omega y_v \quad (4)$$

where,  $y_v = \text{IFFT}\{Y_v\}$ .

A vector that fulfils this condition corresponds to weighting factors b, that produce the signal with a small PAPR

$$b = [b_1, b_2, b_3, \dots, b_W] = \arg \min_{b_1, b_2, b_3, \dots, b_W} (\max |y'_s|) \quad (5)$$

### B. Proposed Side Information Retrieval

For OFDM system, a set of  $y'_s$  of (4) is received by the receiver in the lack of a noise source.  $Z = \text{FFT}\{y'_s\}$  resultant OFDM demodulation is calculated using an FFT. Block Z is then divided into the V blocks in the equal manner as in the sender, so that  $Z = \sum_{v=1}^V Z'_v$ . If the recipient knows b, we need to multiply Z by the vector b' so that

$$b \odot b' = [1, 1, \dots, 1] \quad (6)$$

Where  $\odot$  denotes the element-wise multiplication.

Hence,

$$Z = b' \sum_{v=1}^V Z'_v \quad (7)$$

$$= b' \sum_{v=1}^V FFT \{z'_v\} \tag{8}$$

$$= b' FFT \left\{ \sum_{v=1}^V z'_v \right\} = FFT \left\{ \sum_{v=1}^V b'_v z'_v \right\} \tag{9}$$

Since,  $z'_v = b_\omega y_v$ , it is given as below

$$Z = FFT \left\{ \sum_{v=1}^V y_v \right\} = \sum_{v=1}^V FFT \{y_v\} \tag{10}$$

$$= \sum_{v=1}^V Y_v \tag{11}$$

$$= X \tag{12}$$

Consequently, the initial OFDM sign occurs properly.

When the suggested PTS decoder is employed, the end user no need to be conscious of  $b$ . It is possible that the receiver understands of all allowable weighting factors and how the original OFDM symbol was partitioned. We suggest that the transmitter enforce the present of precisely one pilot tone each subblock in order to aid in PTS decoding. It should be mentioned that in this case, the modulation of pilot tones is done by a constant known value rather than by the index of  $b$ , that would correspond to the component of  $b$  that yields the low PAPR as suggested by Feng et al. [12]. By utilising the obtained data in the  $i^{\text{th}}$  pilot tone, which is the pilot tone present in subblock  $i$ , the suggested decoder can determine the factor  $b_i$  that multiplies subblock  $i$  at the transmitter.

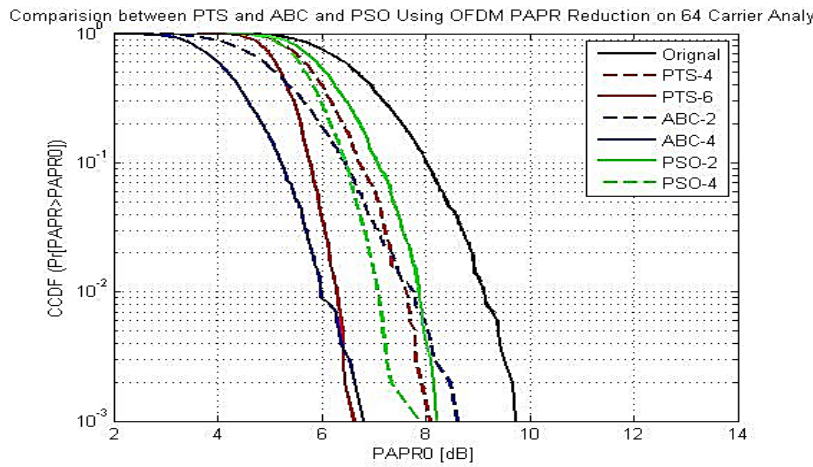


Figure 1: BER performance for the OFDM system with 256 Subcarriers.

Taken the received values following FFT demodulation are given as  $[r_1, r_2, \dots, r_w]$ , and that the datavalues of the pilot tones in the sender side prior to IFFT modulation are  $[a_1, a_2, \dots, a_w]$ . The minimal distance detection decision rule [17-18], BER on AWGN channel, identifies the estimated set of weighting components,  $b^t = [b_1^t, b_2^t, \dots, b_w^t]$ , that have been employed in the transmitter as follows:

$$b^t = [\min_{b_1'} \{|a_1 - b_1' r_1|\}, \min_{b_2'} \{|a_2 - b_2' r_2|\}, \dots, \min_{b_w'} \{|a_w - b_w' r_w|\}] \tag{13}$$

Where the norm  $|\cdot|$  denotes that square of the Euclidean distance and

$$[b_1', b_2', \dots, b_w'] = [1/b_1, 1/b_2, \dots, 1/b_w] \tag{14}$$

where, each  $b_i$  is able to take any potential weighting factor value.

Stated otherwise PTS in decoder multiplies the received data of the  $i^{\text{th}}$  pilot tone by all the allowed values of  $b'_i$ , and then chooses the value that minimises of the Euclidean distance to the existing predetermined value in the  $i^{\text{th}}$  pilot tone.

The receiving value for the specific pilot tone,  $r$ , the constant data of the pilot tone,  $a$ , and the weighting factor,  $b'$ , in the general case, are complex numbers,  $a_r + ja_i$ ,  $b'_r + jb'_i$ , and  $r_r + jr_i$ , respectively. By extending (13's) distance metric, we obtain

$$\begin{aligned} |a - b'r| &= |a_r + b'_i r_i - b'_r r_r + j(a_i + b'_r r_i - b'_i r_r)| \\ &= (a_r + b'_i r_i - b'_r r_r)^2 + (a_i - b'_r r_i - b'_i r_r)^2 \\ &= a_i^2 + a_r^2 + 2a_r b'_i r_i - 2a_i b'_r r_r + b_i'^2 r_i^2 + b_r'^2 r_r^2 - 2a_i b'_i r_r - 2a_r b'_r r_r + b_i'^2 r_r^2 \\ &\quad + b_r'^2 r_r^2 \end{aligned} \quad (15)$$

Weighting factors  $b$  are chosen such that  $b = e^{j\theta}$ . Hence  $b_r'^2 + b_i'^2 = 1$ ,

$$\begin{aligned} |a - b'r| &= a_i^2 + a_r^2 + r_i^2 + r_r^2 - 2a_i(b'_r r_i + b'_i r_r) \\ &\quad + 2a_r(b'_i r_i - b'_r r_r) \end{aligned} \quad (16)$$

The terms  $a_i^2$ ,  $a_r^2$ ,  $r_i^2$  and  $r_r^2$  are common to all distance metrics, so they are disregarded in the computations. Additionally, the unchanged value of the specific pilot tone can be interpreted as a real number without compromising performance; that is, the following streamlined  $a_i = 0$  which be used in place of (15):

$$||a - b'r|| = 2a_r(b'_i r_i - b'_r r_r) \quad (17)$$

Let us suppose that the primary OFDM signal has been split into four sub blocks based on the IFFT structure, and that  $\{1, j\}$  are potential weighting factors. As predetermined value one is transmitted every each of the primary four carriers in the OFDM sign, or the initial carrier per sub block, which are designated as pilot tones.

The received values are utilized by the suggested PTS decode in the reception device related to the specific four subcarriers to determine the appropriate combination of weighting elements. As per (14), for the specific PTS scheme,  $b' \in \{1, -j\}$ . Considering that  $a_r = 1$ , to find the smallest distance of (17), the real and imaginary components that make up the obtained signal of each pilot tone are simply compared. Stated differently, four tests are sufficient to ascertain the mix of weighting parameters used in the transmission process without communicating any further data.

The effectiveness in the described decoder is show in Figure 1 for a 256-carrier OFDM system using QPSK signals modulating each carrier [19-20]. The described decoder's performance, measured in bits per second, or BER, is contrasted with the OFDM sign in which the user knows the pair of weighting factors,  $b$ , that were chosen by the sender using the PTS technique. An AWGN-channel which can be used to transmit the OFDM signal. The BER obtained by the recommended the PTS decoding in QPSK-modulated OFDM systems is found to be nearly identical to the BER in situations when the user receiver known of the transmitter's weighting factor combination. When using 16-QAM modulation, the BER functionality of OFDM systems deteriorates. Comparable outcomes are achieved for OFDM networks that have various carrier counts.

In this work, we propose that there is no need for further pilot frequencies as of yet. Instead, the pilot tones that are in use now are used. The paragraph that follows evaluates the results of the suggested approach with a real OFDM system, namely 802.11a.

### 3. Proposed Methodology

By integrating spectrum sensing and Peak-to-Average-Power-Ratio (PAPR) reduction into a single VLSI (Very-Large-Scale Integration) chip made especially for secondary users, the recommended method addresses a crucial issue in Cognitive Radio Networks (CRNs) [21-22]. Through the use of proposed models such as clipping or companding, this VLSI approach can enable secondary users to properly sense spectrum that is available while lowering the power fluctuations of their own signal, potentially improving both user integration and spectrum

utilization. To prevent adding signal distortion or placing undue computational strain on the system, the design must carefully balance the cut-off in between with PAPR reduction and preserving accurate spectrum sensing.

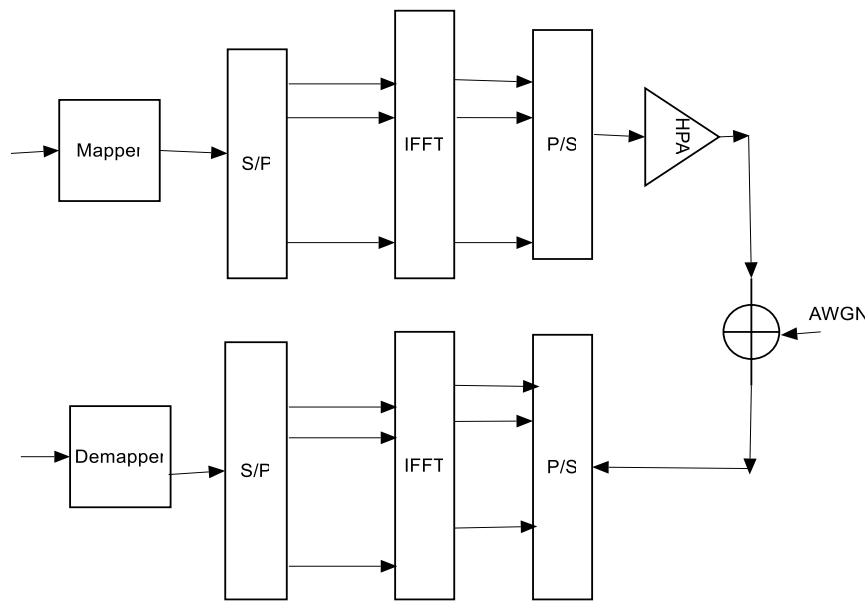


Figure 2: Proposed Block Diagram

Figure 2 shows the Orthogonal-Frequency-Division-Multiplexing (OFDM) signals can have their Peak-to-Average-Power Ratio (PAPR) decreased by employing the Partial-Transmit-Sequence (PTS) approach. Signal distortion can result from high PAPR in power amplifiers. PTS divides the data stream through discrete sub-blocks in the order process to function. After that, these sub-blocks undergo varying degrees of phase shift before being reassembled and sent. The peaks of the sub-blocks can be substantially wiped out by carefully selecting these phase shifts, which lowers the transmitted signal's overall PAPR. Because the ideal phase rotations need to be found, this approach makes calculation a bit harder but provides good PAPR reduction performance.

The combination that outputs for the largest PAPR reduction is referred to as "optimal" in this context. Techniques for reducing PAPR vary depending on the requirements of the framework and are subject to several variables. Before implementing a PAPR-reduction techniques of the system, a lot numbers of issues are considered, including the capacity for PAPR reduces, that increase in transmit power, the loss of data rate, the difficulties of the computation, and the rise in bit-error rate at the reception end.

By merging Partial-Transmit-sequences, Muller and Huber's research offers an efficient and adaptable peak-power reduction technology for OFDM signs. That the fundamental concept in the system is to rotate each non-overlapping sub block of the block of data using a statistically independent rotation factor. As side information, the rotation factor is also sent to the receiver, producing the domain in time value with the smallest peak amplitude. It is represented in figure 3.

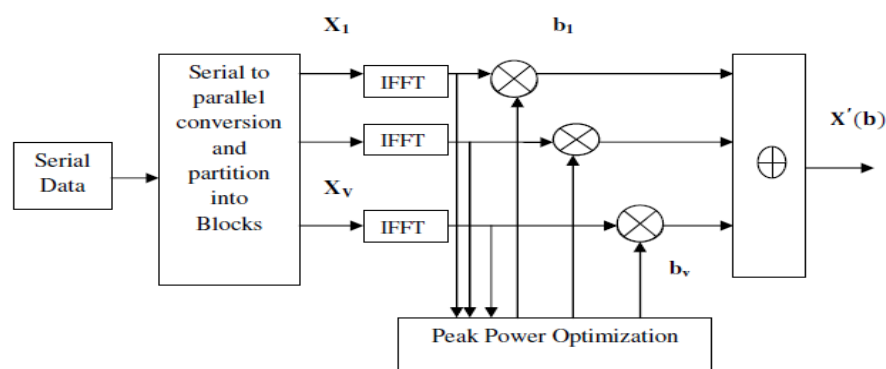


Figure 3: PTS Block Diagram

In Partial-Transmit-Sequence (PTS) strategy is a method for enhancing a multicarrier signal's statistics. The fundamental principle in Partial-transmit-sequences method is to split the produced OFDM sequence divides into many subsequences, multiplying each subsequence by various weights until the best possible result is obtained.

In this method, input data block  $X$  is separating partitioned with the  $M$  disjoint sub blocks is

$$X_m = [X_{m0}, X_{m1}, X_{m2}, \dots, X_{mN-1}]^T \quad (18)$$

Where  $m=0,1,2, \dots, M-1$ ; such that

$$\sum_{m=0}^{M-1} X_m = X$$

gives  $X_m = X$  and sub blocks are combined to minimize PAPR in time domain. Here,  $S$  moments An over-sampled time domain signal of  $X_m$  ( $m=0,1,2,\dots,m-1$ ) can be generated by concatenating  $(S-1)N$  Zeros with the IDFT length of  $NS$  on  $X_m$ .

Each sub-block vector in the frequency domain  $X$  has the same size  $N$ , and that given data is divided into  $V$  non-overlapping sub-blocks. Hence,  $N/V$  nonzero components make up each and every sub-block, with the remaining portion being set to zero. Presume here is that without space between any of these sub-blocks and that they are all the same size. Given is the sub-block vector.

$$X = \sum_{v=1}^V b_v X_v \quad (19)$$

#### A. The PTS encoder

The OFDM symbol is divided into four sub blocks in accordance with the IFFT structure in order to apply PTS. By using the specific partitioning strategy, the  $V$  parallel IFFTs' implementation complexity is lowered to that of classic OFDM, or OFDM without user in PTS. The statistical distribution for PAPR is given as the characteristic with OFDM transmission. In this reason, the following uses that complementary cumulative-distribution-function, the CCDF =  $P_r(\text{PAPR} > \text{PAPR}_0)$ . The likelihood that the PAPR of an OFDM symbol will be greater than a specific PAPR value is expressed by CCDF. To get the CCDF, 100000 random OFDM symbols—each carrier of which has been modulated by QPSK—were created in the conducted trials. A four-fold oversampling of the transmission signal is applied to increase the approximation of the continuous-time PAPR.

#### B. The PTS decoder

The proposed PTS decoder uses carrier  $-7$ 's pilot tone, designated as  $c$ , to identify  $b'_1 = \frac{1}{b_1}$  and carrier  $-21$ 's pilot tone, designated as  $d$ , for  $b_2$ . Initial declaring that the noise characteristics are the same for every transmitted carrier, the decoder's performance remains unaffected by the selected pilot tone. Based on (17) and the knowledge that  $b'_1 \in \{1, -j\}$ , the choice for  $b'_1$  is as follows:

$$b'_1 = \begin{cases} 1, & -\Re\{c\} < -\Im\{c\} \text{ or } \Re\{c\} > \Im\{c\} \\ -j, & \text{otherwise} \end{cases} \quad (20)$$

Where  $\Re\{c\}$  and  $\Im\{c\}$  denotes the real and the imaginary part of  $c$  respectively. The decision for  $b'_2$  is derived from Table 1.

Table 1: Decision Rule For  $b'_2$

Minimum value	$\Re\{d\}$	$-\Re\{d\}$	$\Im\{d\}$	$-\Im\{d\}$
$b'_2$	1	-1	-j	j

The BER usefulness has been determined that the suggested PTS decoder in the instance when the receiver knows of the transmitter's weighting factors. A lot of varieties of SNR levels and an AWGN channel are used to assess the BER. The suggested decoder performs nearly identically with the case says that the receiver is conscious of the employed  $b$  for the QPSK modulated OFDM signals. There is zero data loss rate when the advised decoder is used because no extra side information is sent. In addition, the extra circuit needed for the PTS decoding which received is inexpensive to design and quite basic.

### C.Signal-to-Noise Ratio

The signal-to-noise ratio, often known as SNR or S/N, is a metric used in engineering and research to express how much noise has distorted a signal. The ratio of the power of signal to noise power destroying signal is known as the signal-to-noise ratio, or SNR. Greater signal to noise is indicated by a ratio greater than 1:1.

$$SNR = \frac{P_{signal}}{P_{noise}} \tag{21}$$

Where, SNR = Signal to Noise ratio

$P_{signal}$  = Signal power

$P_{noise}$  = noise power

### D.Bit Error Rate

The recipient side of the bits error rate (BER) of a communication system can be impacted by an array of variables such as wireless multipath fading, attenuation, interference, distortion, transmission channel noise, and bit synchronization concerns. Bit error rate (BER) can be lowered by employing a channel coding scheme, line coding scheme, sluggish and consistent modulation approach, or great signal quality.

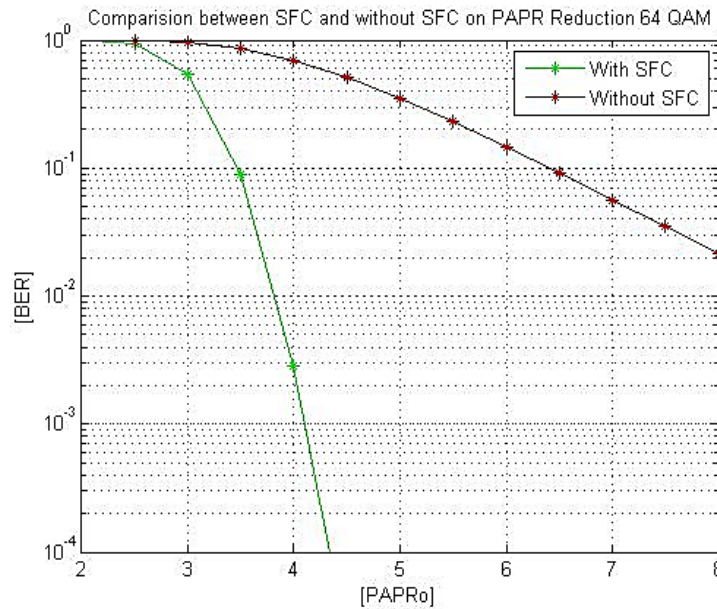


Figure 4: Comparison Analysis for PTS Technique

Figure 4 represents the comparison analysis for PTS Technique. The two other crucial metrics that produced to be computed for an initial Orthogonal-Frequency-Division Multiplexing (OFDM) signal are the Signal-to-Noise Ratio (SNR) and Bit-Error-rate (BER). The Additive-White-Gaussian-Noise (AWGN) channel, which adds noise or an undesired signal to the original OFDM signal, allows the SNR and BER to be easily measured.

### 4.Results and Discussions

Taking into account that this is the mean DC input power sufficient to generate an amount of output power utilizing an PAPR mitigation technology is applied to lower the PAPR value from the value  $\xi$  to the value  $\xi'$ ,

$$P'_{inAVG} = \frac{\xi'}{\xi} P_{inAVG} \tag{22}$$

while the transmitter's analogue portion's power enhance is

$$P_{an} = P_{inAVG} - \frac{\xi'}{\xi} P_{inAVG} \tag{23}$$



$$P_{an} = \frac{\Delta\xi}{\xi} P_{inAVG} \quad (24)$$

Where  $\Delta\xi = \xi - \xi'$  is the lowered PAPR that was accomplished.

The digital components of both sender and the receiving must undergo additional processing subsequently of the PTS PAPR reduction method's deployment. Assume that  $P_{tran}$  is the additional power gain produced by the transmitter While the PTS process is employed digitally,  $P_{rec}$  reflects the extra power that the receiver uses whenever using PTS parser is advised. Therefore,

$$P_g = P_{an} - P_{tran} - P_{rec} \quad (25)$$

Where  $P_{an}$  is determined by (24) and  $P_{tran}$  and  $P_{rec}$  are the approximate numbers generated after all the distinct circuits have been synthesised; they indicate the transmitting device's entire power gain. It is important to remain in consideration that the power utilisation of the transmitter unit's DAC and the receiving unit's ADC decreases in conjunction with the delivered signal's PAPR.

Techniques for reducing PAPR vary depending on the requirements within framework and are subject to several variables. Before implementing a PAPR reduction technique for the system, a number of issues are considered, including the capacity for PAPR reduction, the increase in transmit power, the loss of data rate, the complexity of the computation, and the rise in bit-error rate at the receiver end. An OFDM system's PAPR is typically 11 dB. In OFDM systems, the utilization of several subcarriers results in a high PAPR.

Table 2: Comparison Analysis for PTS Technique

	K = 256	K = 128	K = 64
Original PAPR	10.95 dB	10.75 dB	10.25 dB
PTS V=4	9.12 dB	8.42 dB	8.12 dB
PTS V=6	7.56 dB	7.21 dB	6.65 dB

The relationship between a sample's greatest power in a transmitted OFDM symbol and its average power is known as PAPR,

$$PAPR = 10 \log_{10} \frac{P_{peak}}{P_{average}} \quad (dB) \quad (26)$$

Where  $P_{peak}$  and  $P_{average}$  stand for the peak and average power of a particular OFDM symbol.

## 5. Conclusion & Future Scope

This work suggests a novel PTS-based PAPR-reduction method, together with the related hardware implementation challenges, that lacks in transmission side for extra side information. For cognitive radio networks (CRNs), simultaneous PAPR reduces and spectrum sensing present advantages, but current methods have drawbacks such as complexity, restricted applicability, and higher computing cost. Application-specific integrated circuit design, or VLSI-based methodologies, may yield a more optimal solution. Our VLSI tackle is capable of spectrum recognition and PAPR reductions concurrently, while incorporating real-world deadlines and physical constraints. The specific PTS technique reduces the transmitted signal's PAPR, which produces output in a 20% reduction in PA power consumption. To ensure that this VLSI-based strategy is workable, standardized, and broadly applicable for the seamless incorporation of secondary users in CRNs, further study is necessary.

The future of VLSI (Very-Large-Scale Integration) based designs for smooth secondary user integration holds the key to combined PAPR reduction and the spectrum sensing in Cognitive-Radio-Networks (CRNs). By integrating effective algorithms into specially designed hardware, this technique has the potential to overcome constraints by decreasing complexity, increasing processing speed, and possibly even lowering power consumption. CRNs can provide higher spectrum utilization, increased signal fidelity, and provide the way for broader deployment of cognitive radio technology by optimizing both the PAPR reduction and the spectrum sensing on a single VLSI chip.

**Funding:** "This research received no external funding"

**Conflicts of Interest:** "The authors declare no conflict of interest."

**References**

- [1] X. Li and L. J. Cimini Jr., "Effects of clipping and filtering on the performance of OFDM," *IEEE Comm. Letts.*, vol. 2, pp. 131-133, May 1998.
- [2] A. E. Jones, T. A. Wilkinson, and S. K. Barton, "Block coding scheme for reduction of peak to mean envelope power ratio of multicarrier transmission scheme," *Elec. Letts.*, vol. 30, pp. 2098-2099, 1994.
- [3] H. W. Kang, Y. S. Cho, and D. H. Youn, "On compensating nonlinear distortions of an OFDM system using an efficient adaptive predistorter," *IEEE Trans. on Comm.*, vol. 47, Apr. 1999.
- [4] R. W. Bauml, R. F H. Fischer, and J. B. Hiuber, "Reducing the peak-to- average power ratio of multicarrier modulation by selective mapping," *Elec. Letts.*, vol. 32, pp. 2056-2057, 1996.
- [5] S. Thota, Y. Kamatham and C. S. Paidimarry, "Analysis of hybrid PAPR reduction methods of OFDM signal for HPA models in wireless communications", *IEEE Access*, vol. 8, pp. 22780-22791, 2020.
- [6] A. V. Manjula and K. N. Muralidhara, "Comparative Performance Analysis of Hybrid PAPR Reduction Techniques in OFDM Systems", *Emerging Research in Electronics Computer Science and Technology*, pp. 1069-1077, 2019.
- [7] Th. Giannopoulos and V. Paliouras, "Low-power VLSI architectures for OFDM transmitters based on PAPR reduction," in *15th International Workshop on Power and Timing Modeling, Optimization and Simulation, PATMOS 2005*, pp. 177-186, Sept. 2005.
- [8] S. Wei, H. Li, G. Han, W. Zhang and X. Luo, "PAPR reduction of SLM-OFDM using Helmert sequence without side information", *14th IEEE Conference on Industrial Electronics and Applications (ICIEA)*, pp. 533-536, 2019, June.
- [9] L. J. Cimini and N. R. Sollenberger, "Peak-to-average power ratio of an OFDM signal using partial transmit sequences with embedded side information," *Proc. of IEEE GLOBECOM '00*, pp. 746-750, 2000.
- [10] C.-C. Feng, Y.-T. Wu, and C.-Y. Chi, "Embedding and detection of side information for peak-to-average power ratio reduction of an OFDM signal using partial transmit sequences," in *Vehicular Technology Conference, 2003. VTC 2003-Fall. 2003 IEEE 58th*, pp. 1354 - 1358, 2003.
- [11] S. Muller and J. Hiiber, "A novel peak power reduction scheme for OFDM," in *Proc. of the Int. Symposium on Personal, Indoor and Mobile Radio Communications PIMRC '97*, pp. 1090-1094, 1997.
- [12] C.-C. Feng, C.-Y. Wang, C.-Y. Lin, and Y.-H. Hung, "Protection and transmission of side information for peak to-average power ratio reduction of an OFDM signal using partial transmit sequences," in *Vehicular Technology Conference, 2003. VTC 2003-Fall. 2003 IEEE 58th*, pp. 2461 - 2465, 2003.
- [13] X. Lei, S. Li, and Y. Tang, "The optimization arithmetic for power allocation scheme on partial transmit sequences," in *Proc. of the Int. Symposium on Personal, Indoor and Mobile Radio Communications PIMRC '03*, pp. 1217-1221, 2003.
- [14] A. Jayalath and C. Tellambura, "SLM and PTS peak-power reduction of OFDM signals without side information," *Wireless Communications, IEEE Transactions on*, vol. 4, no. 5, pp. 2006-2013, 2005.
- [15] M. Gast, *802.11 Wireless Networks: The Definitive Guide*. O'Reilly, 2002.
- [16] Y. Li, B. Bakkaloglu, and C. Chakrabarti, "A comprehensive energy model and energy-quality evaluation of wireless transceiver front- ends," *SIPS*, vol. 2, pp. 131-133, Nov. 2005.
- [17] J. G. Proakis, *Digital Communications*. McGraw Hill, 2001.
- [18] A. Singal and D. Kedia, "Performance analysis of MIMO-OFDM system using SLM with additive mapping and U2 phase sequence for PAPR reduction", *Wireless Personal Communications*, vol. 111, no. 3, pp. 1377-1390, 2020.
- [19] S. Bharati and P. Podder, "Adaptive PAPR reduction scheme for OFDM using SLM with the fusion of proposed clipping and filtering technique in order to diminish PAPR and signal distortion", *Wireless Personal Communications*, vol. 113, no. 4, pp. 2271-2288, 2020.
- [20] B. Thiyaneswaran, S. Kumarganesh, M.Dharmalingam, P N Palanisamy, L.Vasanth, A. Immanuel "Environmental Pollution and Weather Data Monitoring Using Lora Low Power VLSI

solution” Ninth International Conference on Science Technology Engineering and Mathematics (ICONSTEM), 4th & 5th April 2024, doi: 10.1109/ICONSTEM60960.2024.10568664.

[21] S. Kumarganesh, M. Suganthi, 2015, “Efficient Medical Data and Medical Video Compression Using HEVC Standard” Int. Journal of Advanced Science and Engineering ISSN: 2349-5359, Vol. 1 No. 3 PP 27-31.

[22] K. Baskar, K. Muthumanickam, P. Vijayalakshmi & S. Kumarganesh, (2024), “A Strong Password Manager Using Multiple Encryption Techniques”. Journal of The Institution of Engineers (India): Series B, pp. 1-8, DOI: <https://doi.org/10.1007/s40031-024-01144-6>